

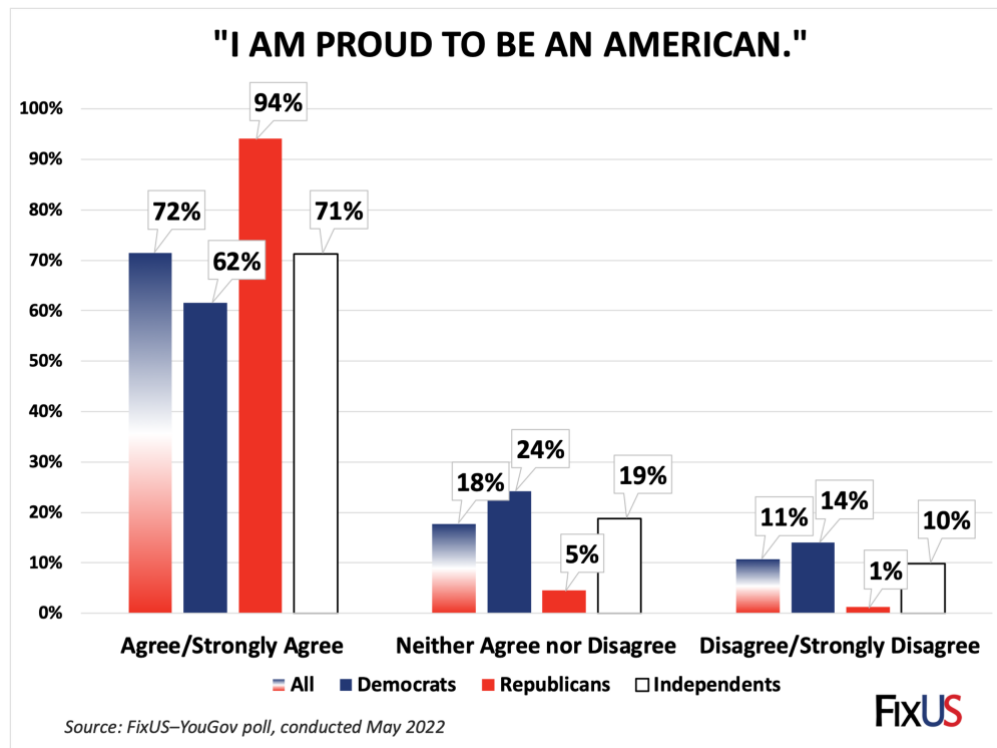


Poll Findings: American Patriotic Values & Ideals - June 29, 2022

A new FixUS poll by YouGov¹ examined Americans' pride in our country and underlying values and beliefs surrounding our shared history and ideals. These findings are the first in a series of publications FixUS will issue on these topics. The following examines responses from Americans overall along with areas of commonality and difference by political party identification. Future publications will explore key areas of commonality and difference by race, age, gender, political ideology, and other topics. According to the poll:

Americans Share Pride in Our Country

72% are proud to be an American, including majorities in all parties. When asked "how patriotic do you consider yourself" on a scale of 0 to 10, with 10 being "a lot", the average response was 7.1 for all Americans. And 73% agreed or strongly agreed that "despite its faults, I would prefer to live in the U.S. rather than another country," including majorities of Democrats, Republicans, and Independents, albeit with some differences.



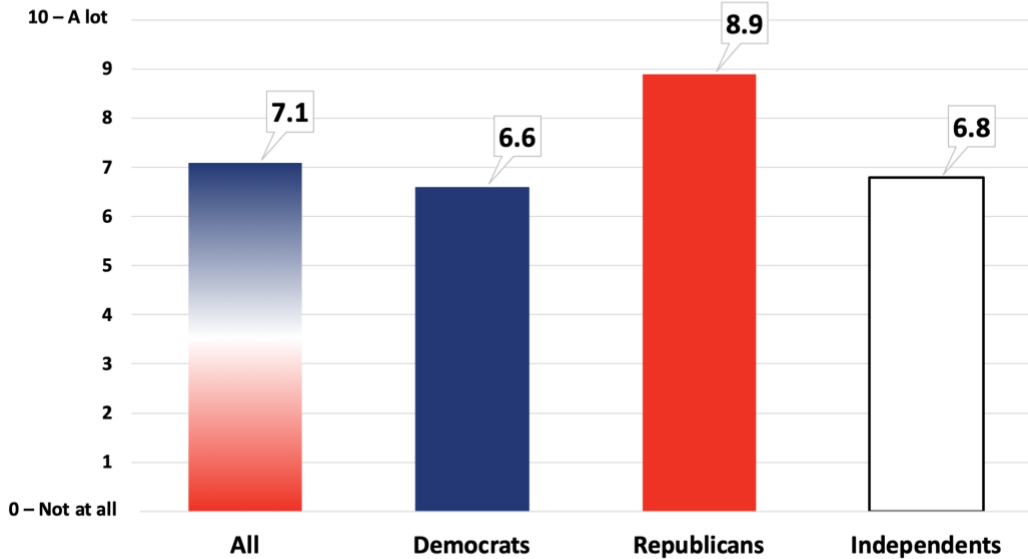
¹ YouGov polled 2,000 Americans online from May 25 to 31, 2022. For methodology see page 22.



AMERICANS GENERALLY CONSIDER THEMSELVES PATRIOTIC

On a scale from 0 to 10, how patriotic do you consider yourself?

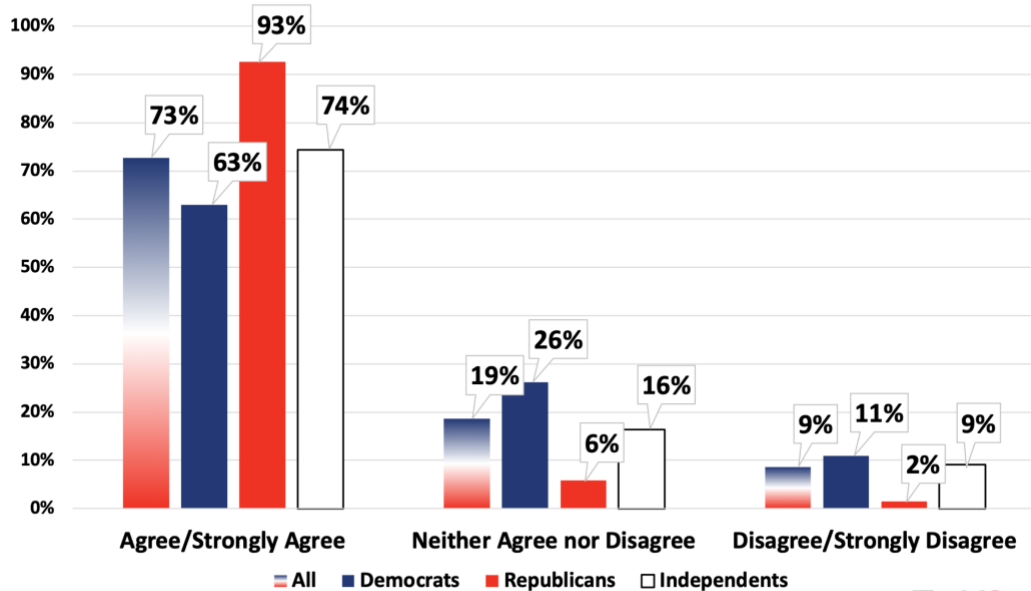
Average response to question



Source: FixUS-YouGov poll, conducted May 2022

FixUS

"DESPITE ITS FAULTS, I WOULD PREFER TO LIVE IN THE U.S. RATHER THAN ANOTHER COUNTRY."



Source: FixUS-YouGov poll, conducted May 2022

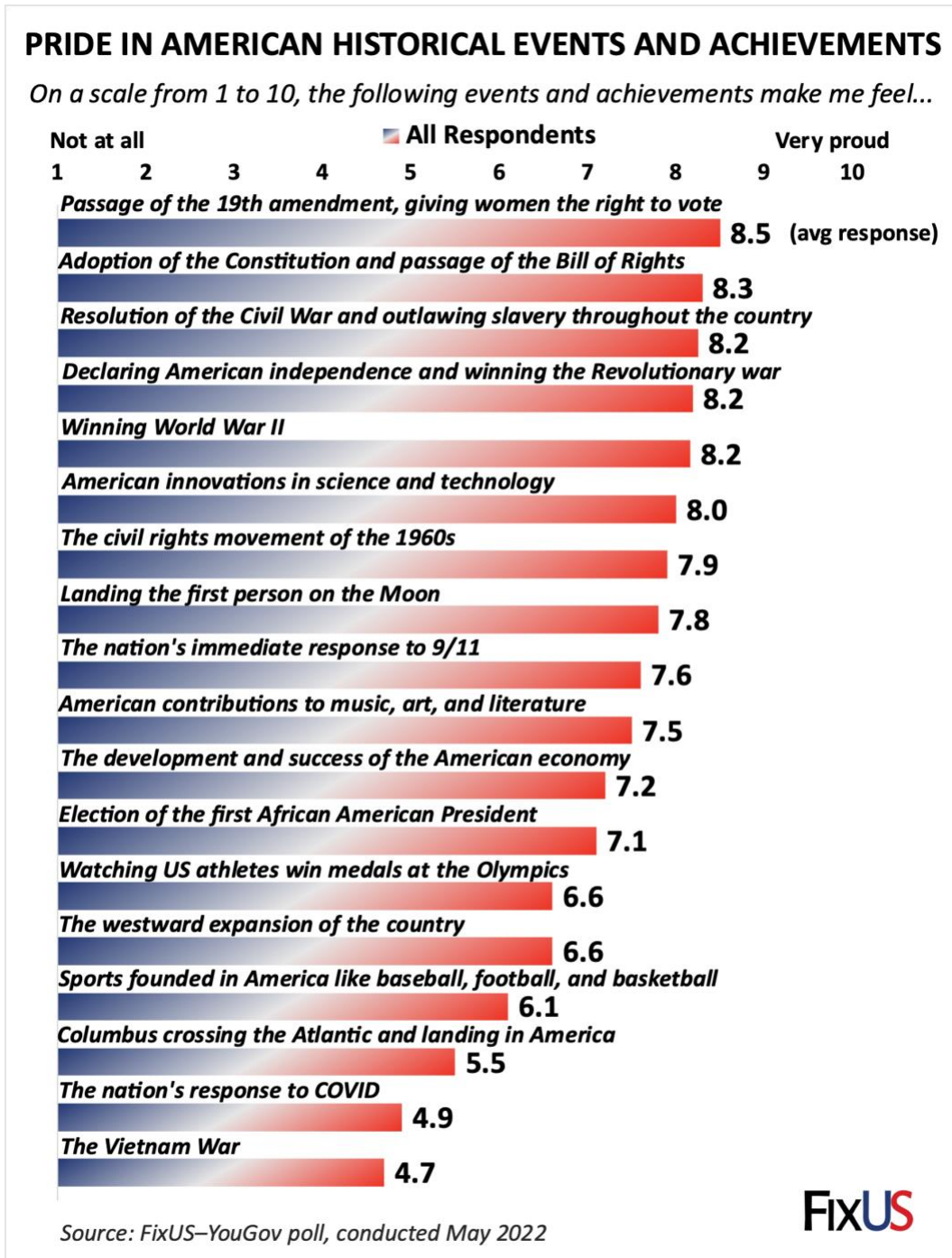
FixUS

FixUS

www.FixUSNow.org | [@FixUSOrg](https://twitter.com/FixUSOrg)

Americans are Proud of Historical Events and Achievements

Asked on a scale of 1 to 10 how proud one is of different historical events and achievements, the passage of the 19th Amendment giving women the right to vote was the highest based on average response, followed by adoption of the Constitution and Bill of Rights, resolution of the Civil War and outlawing slavery, winning World War II and declaring independence.



Americans are Unified on Importance of Fundamental American Ideals

Fundamental ideals such as America being a land of opportunity, a country of equality and justice for all, a melting pot, a land of liberty, a government of the people, and a system of government with limited powers were all rated highly important on a scale of 1 to 10, with 10 being “extremely important.” The average answer for all Americans was above an eight for all ideals, with no notable differences by party.

ON A SCALE FROM 1 TO 10, HOW IMPORTANT ARE THE FOLLOWING IDEALS TO YOU?

Average response, 1 being "not important at all" and 10 being "extremely important"

	All	Democrats	Republicans	Independents
<i>A land of opportunity, where if you work hard and play by the rules you can achieve success and a happy life for yourself and your family</i>	8.5	8.3	9.0	8.5
<i>A country of equality and justice for all, where all groups in society are respected and treated fairly</i>	8.7	8.9	8.8	8.6
<i>A melting pot, where people of many different backgrounds, beliefs, and ethnicities come together to make our nation stronger</i>	8.3	8.9	7.9	8.0
<i>A land of liberty, where people have the freedom and right to live and worship as they choose</i>	8.8	8.8	9.2	8.8
<i>A government of the people, where everyone has a voice in democracy no matter what they look like or believe</i>	8.6	8.9	8.7	8.5
<i>A system of government with limited and separate powers, which seeks to find a balance among different views and interests to advance the common good</i>	8.3	8.2	8.7	8.3

Source: FixUS–YouGov poll, conducted May 2022

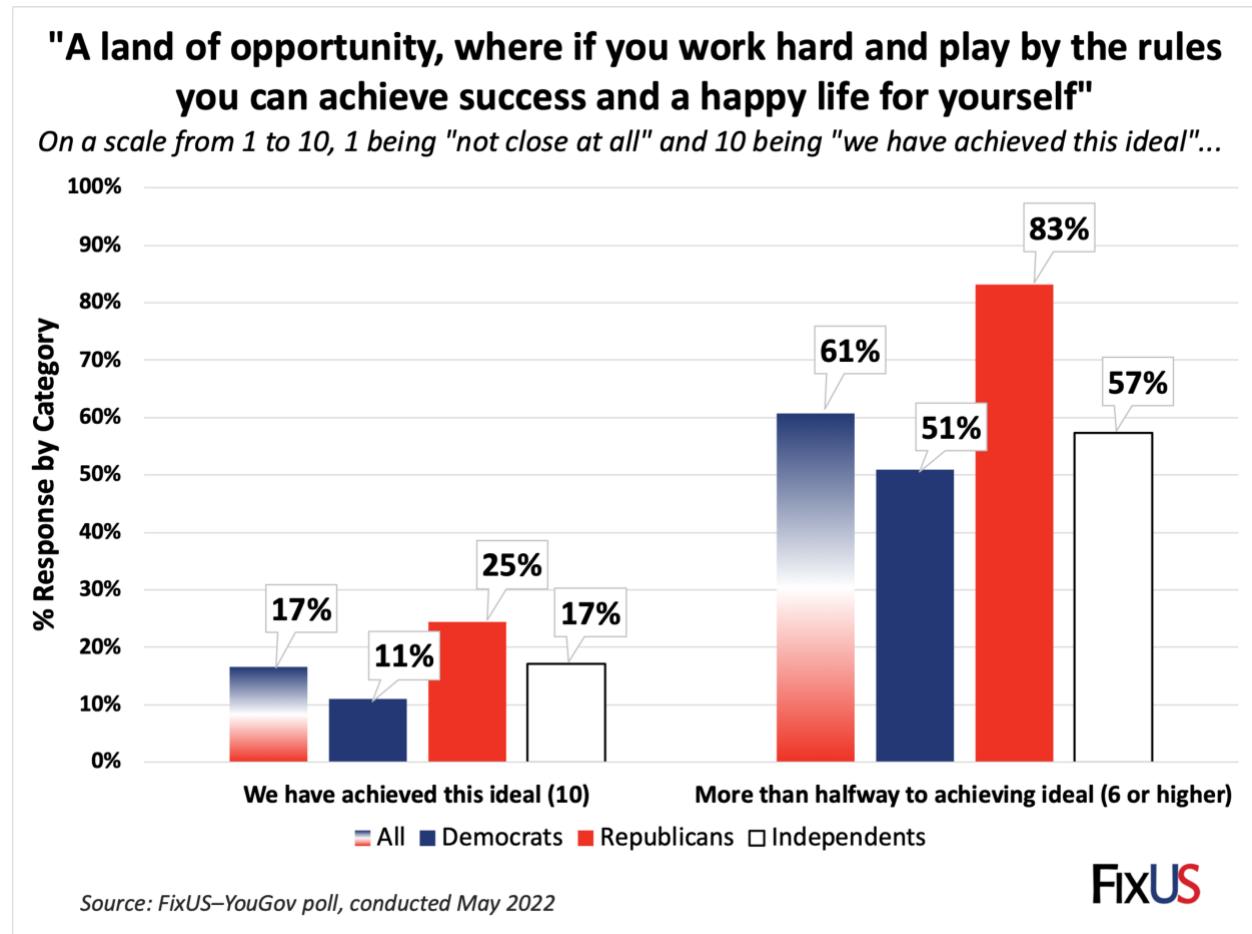
FixUS

FixUS

www.FixUSNow.org | [@FixUSOrg](https://twitter.com/FixUSOrg)

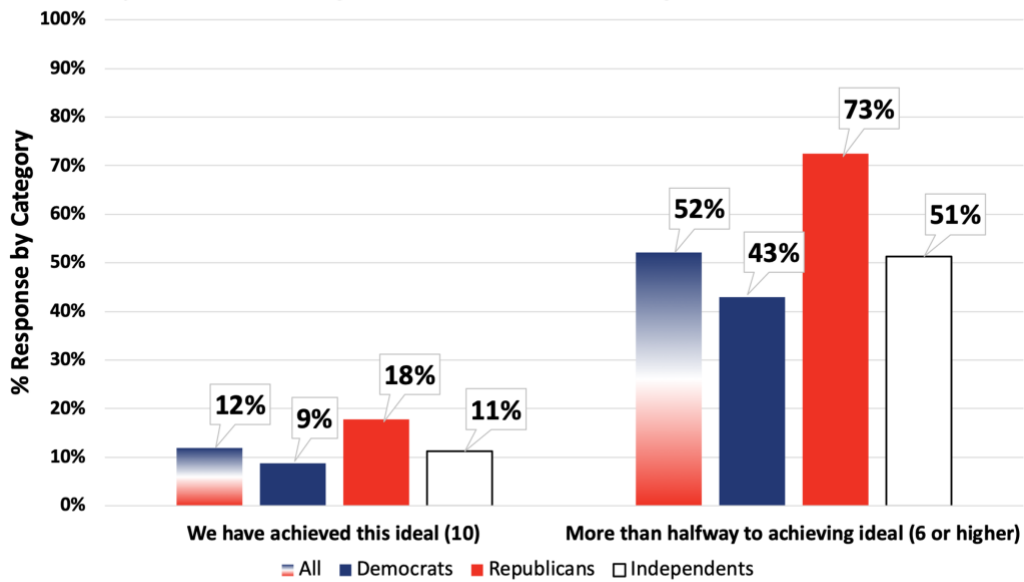
America Has Not Reached Ideals, But Progress Has Been Made

Asked on the same set of fundamental ideals “how close you believe America is to achieving this ideal” on a scale of 1 to 10, with 10 representing “we have achieved this ideal,” few Americans believe we have achieved them. For example, only 17% believe we have achieved the ideal of “a land of opportunity, where if you work hard and play by the rules you can achieve success and a happy life for yourself and your family.” But across all ideals surveyed, majorities believe we are over halfway toward achieving them, with some notable differences by party. For example, 52% believe we are over halfway to achieving the ideal of equality and justice for all (rated as 6 or higher), with differences by party: Democrats (43%), Republicans (73%), Independent (51%).



"A country of equality and justice for all, where all groups in society are respected and treated fairly"

On a scale from 1 to 10, 1 being "not close at all" and 10 being "we have achieved this ideal"...

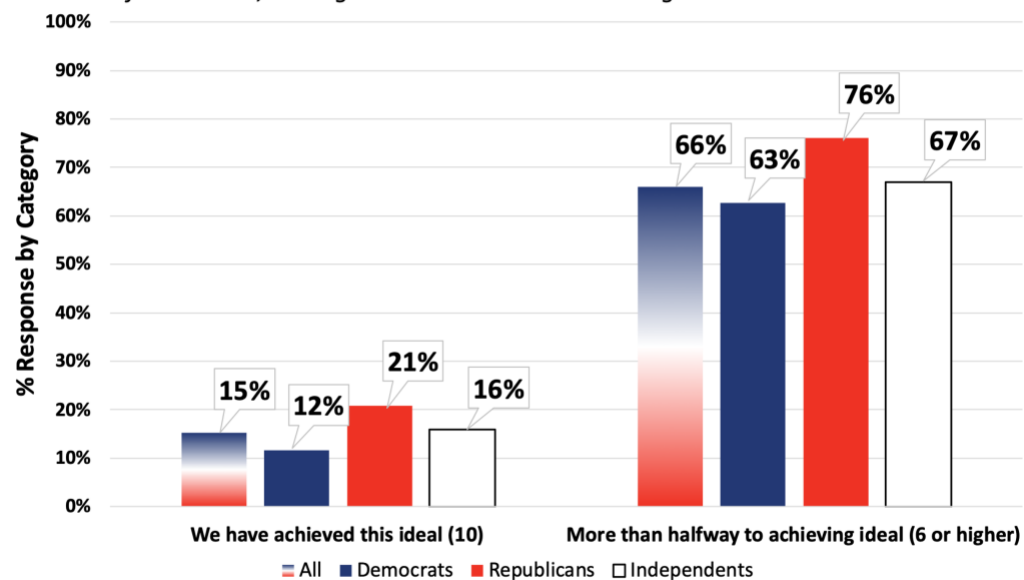


Source: FixUS-YouGov poll, conducted May 2022

FixUS

"A melting pot, where people of many different backgrounds, beliefs, and ethnicities come together to make our nation stronger"

On a scale from 1 to 10, 1 being "not close at all" and 10 being "we have achieved this ideal"...



Source: FixUS-YouGov poll, conducted May 2022

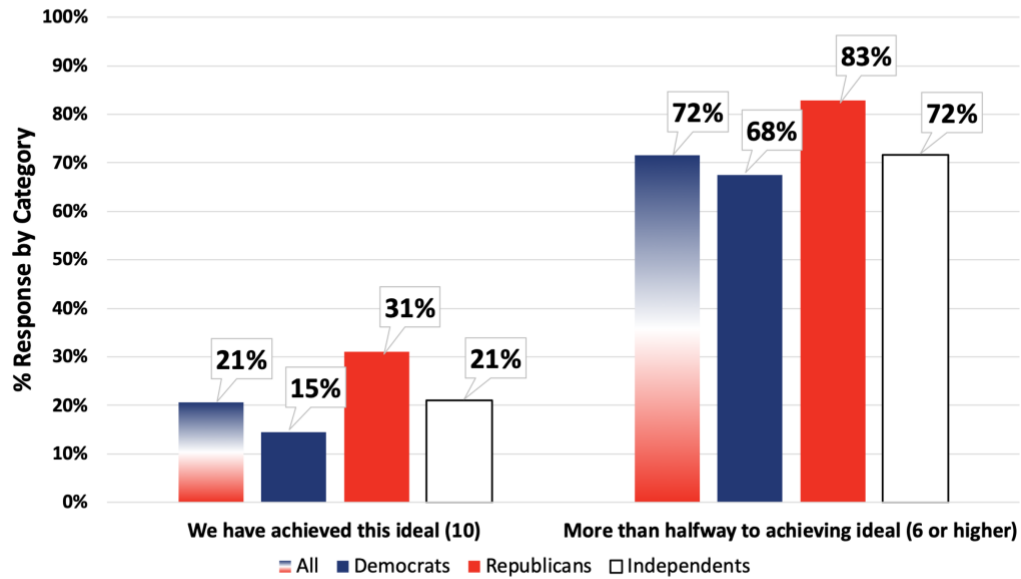
FixUS

FixUS

www.FixUSNow.org | [@FixUSOrg](https://twitter.com/FixUSOrg)

"A land of liberty, where people have the freedom and right to live and worship as they choose"

On a scale from 1 to 10, 1 being "not close at all" and 10 being "we have achieved this ideal"...

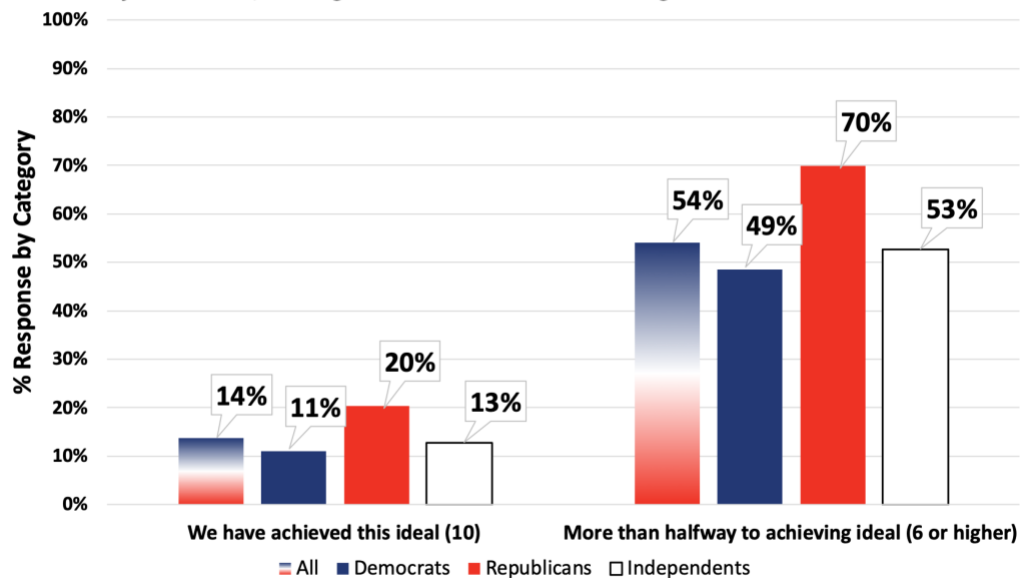


Source: FixUS–YouGov poll, conducted May 2022

FixUS

"A government of the people, where everyone has a voice in democracy no matter what they look like or believe"

On a scale from 1 to 10, 1 being "not close at all" and 10 being "we have achieved this ideal"...



Source: FixUS–YouGov poll, conducted May 2022

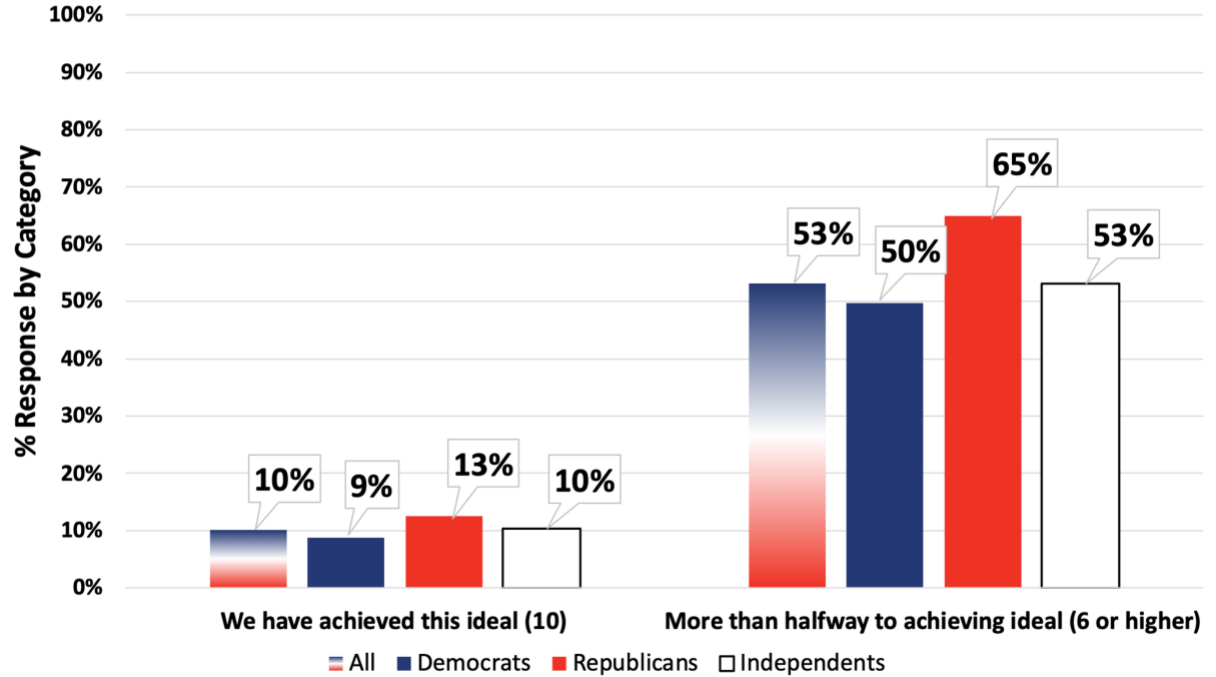
FixUS

FixUS

www.FixUSNow.org | [@FixUSOrg](https://twitter.com/FixUSOrg)

"A system of government with limited and separate powers, which seeks to find a balance among different views and interests to advance the common good"

On a scale from 1 to 10, 1 being "not close at all" and 10 being "we have achieved this ideal"...



Source: FixUS–YouGov poll, conducted May 2022

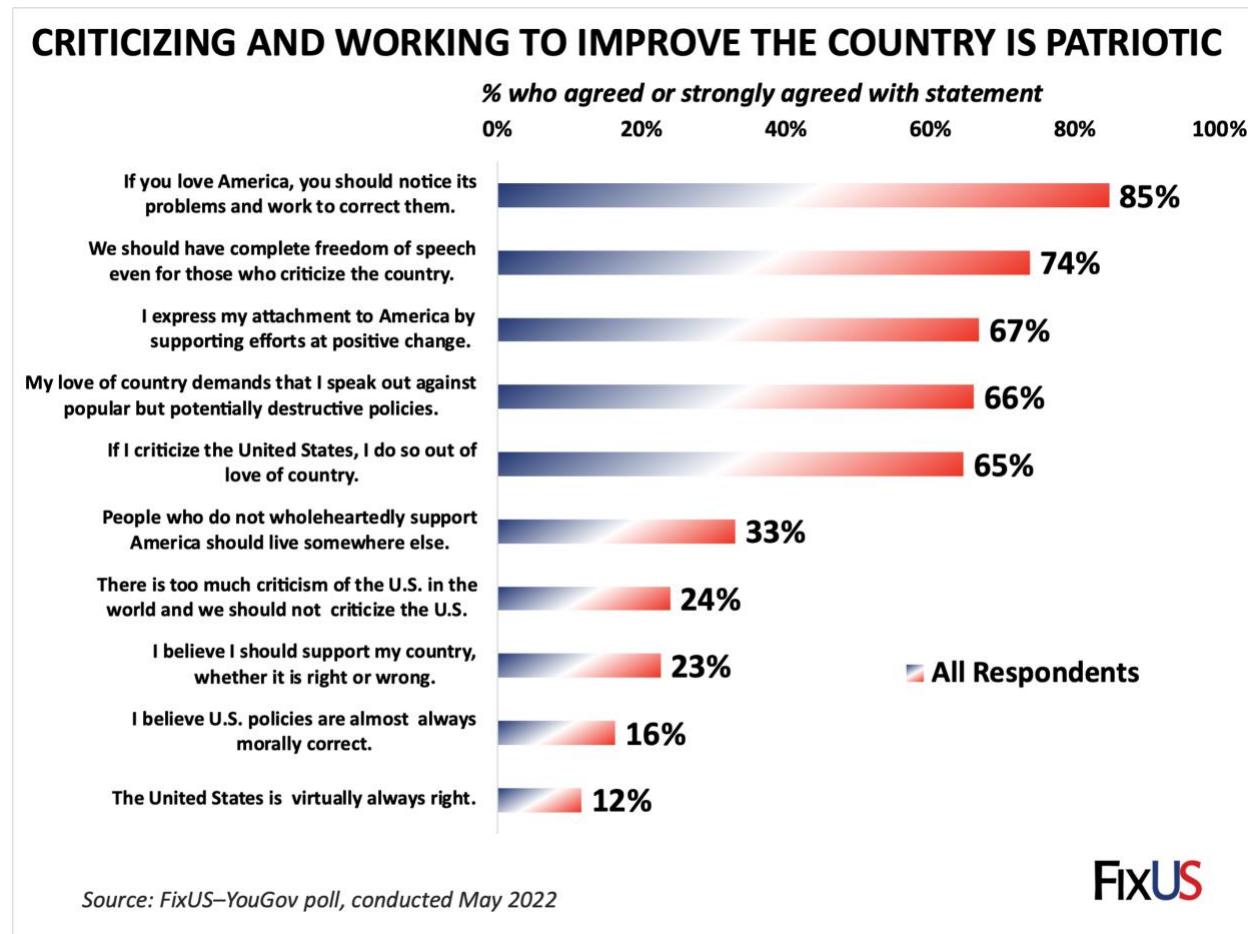
FixUS

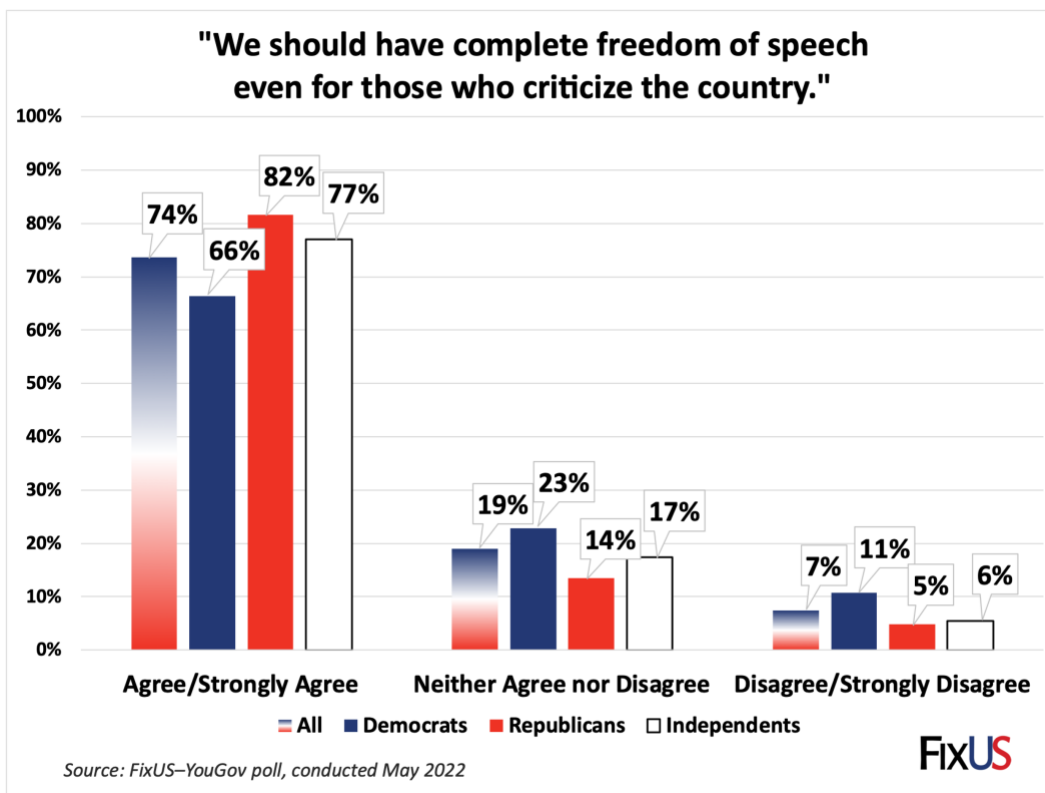
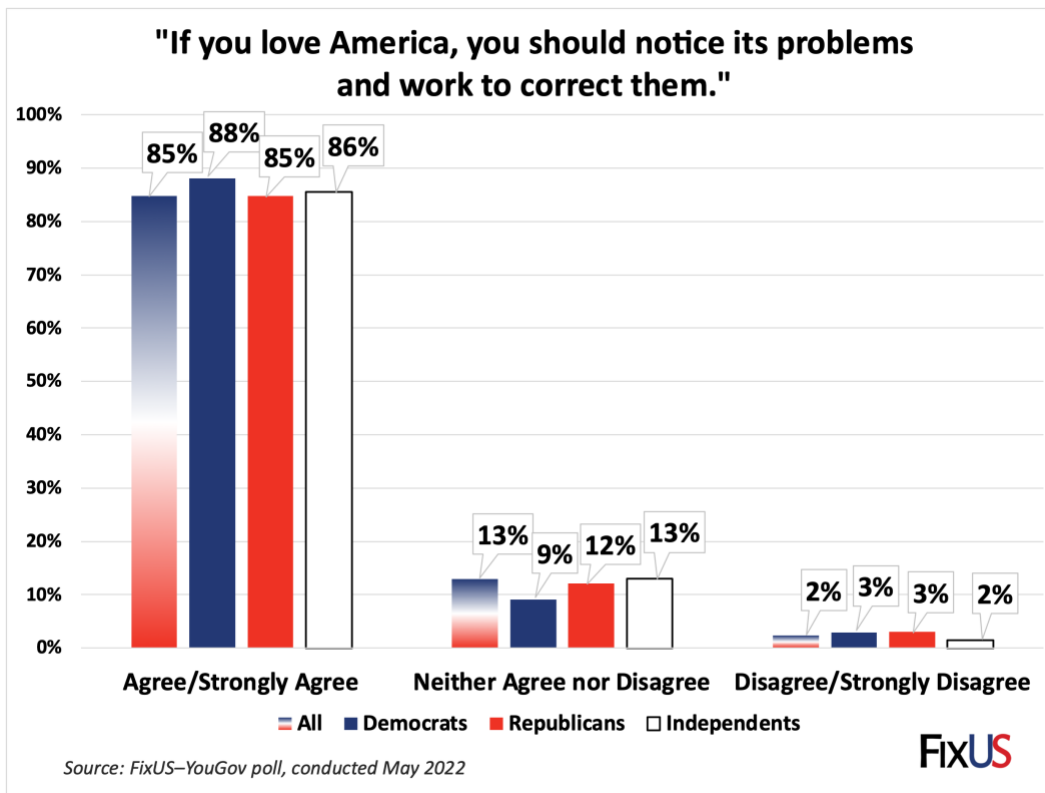
FixUS

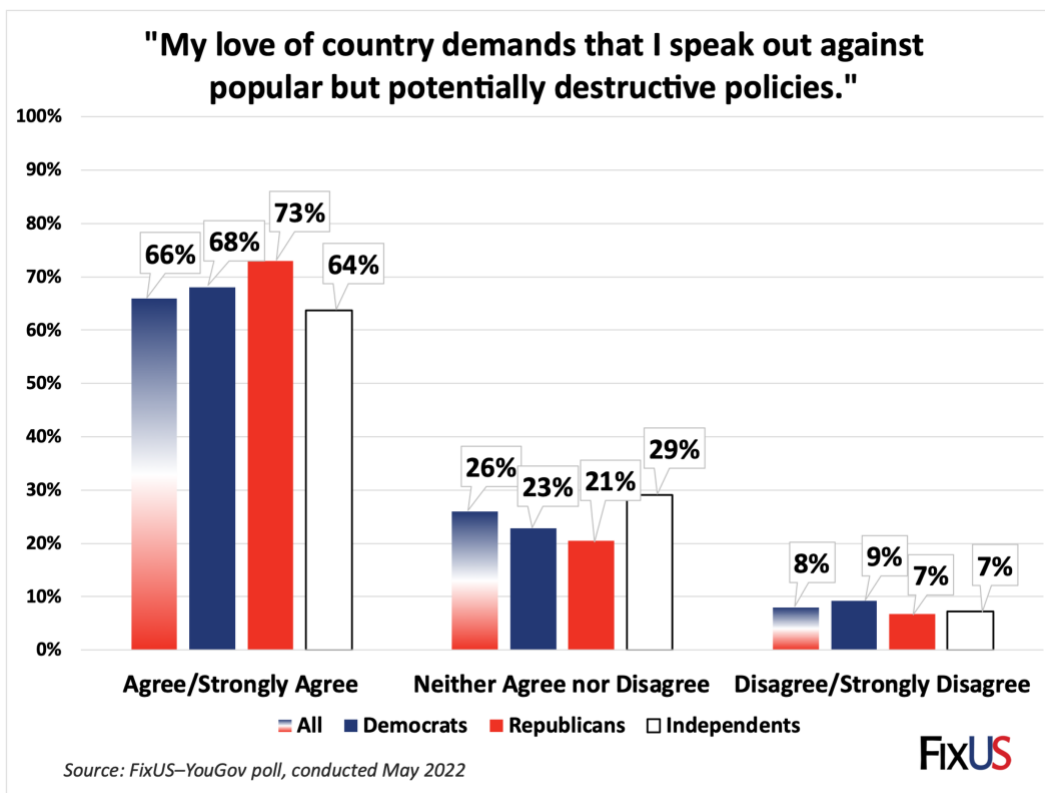
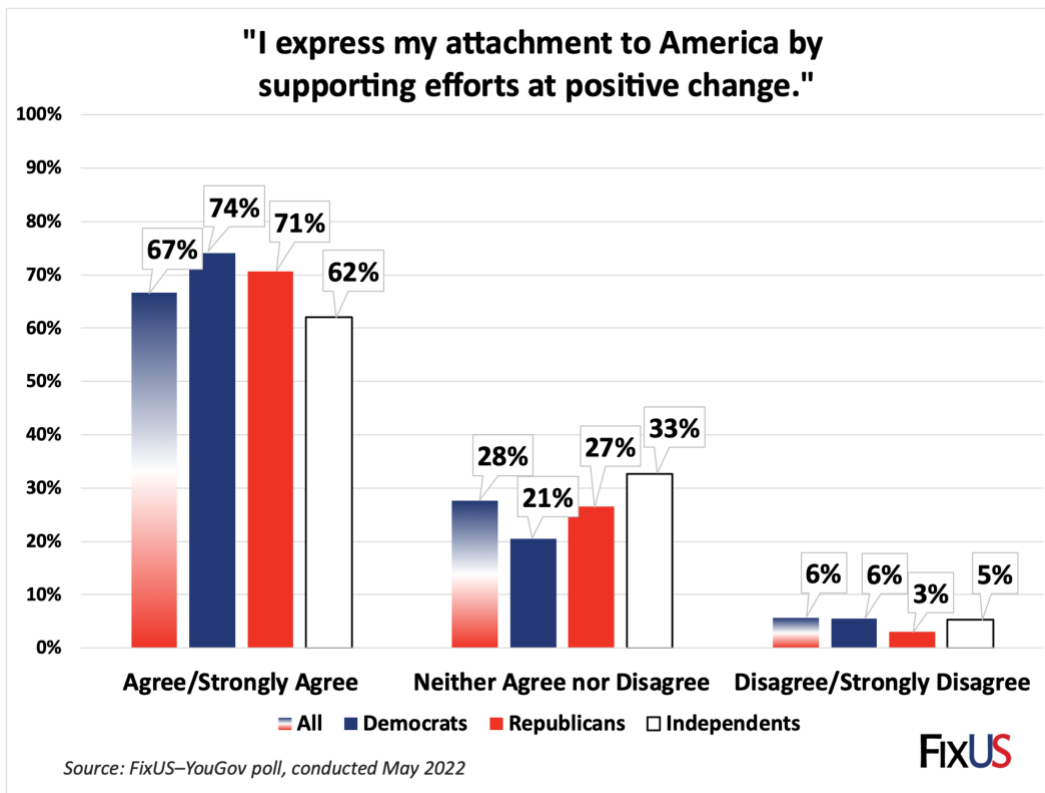
www.FixUSNow.org | [@FixUSOrg](https://twitter.com/FixUSOrg)

Criticizing and Working to Improve the Country is Patriotic

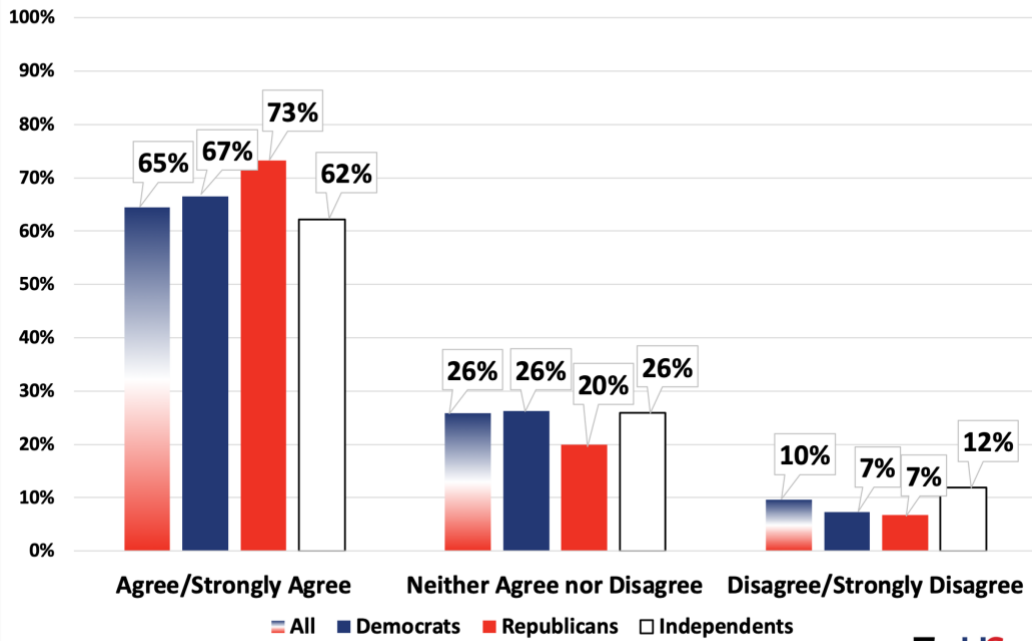
Asked whether one agreed with statements associated with criticizing or working to improve the country as a form of patriotism, most Americans agree with such beliefs regardless of party. 85% agree or strongly agree that “if you love America, you should notice its problems and work to correct them”, including 88% of Democrats, 85% of Republicans, and 86% of Independents. Fewer agreed with statements associated with more blind allegiance to the country. Only 23% agreed with the statement “I believe I should support my country, whether it is right or wrong.” There are notable differences on some statements between parties. For example, while only 33% overall agreed “People who do not wholeheartedly support America should live somewhere else”, it includes 59% of Republicans versus 18% of Democrats and 31% of Independents.







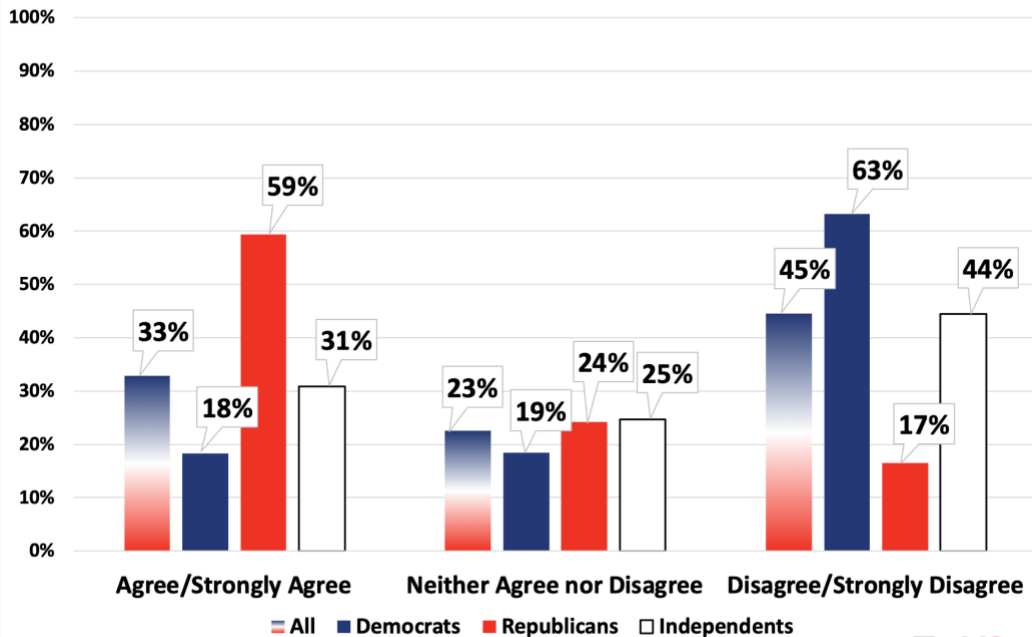
"If I criticize the United States, I do so out of love of country."



Source: FixUS–YouGov poll, conducted May 2022

FixUS

"People who do not wholeheartedly support America should live somewhere else."

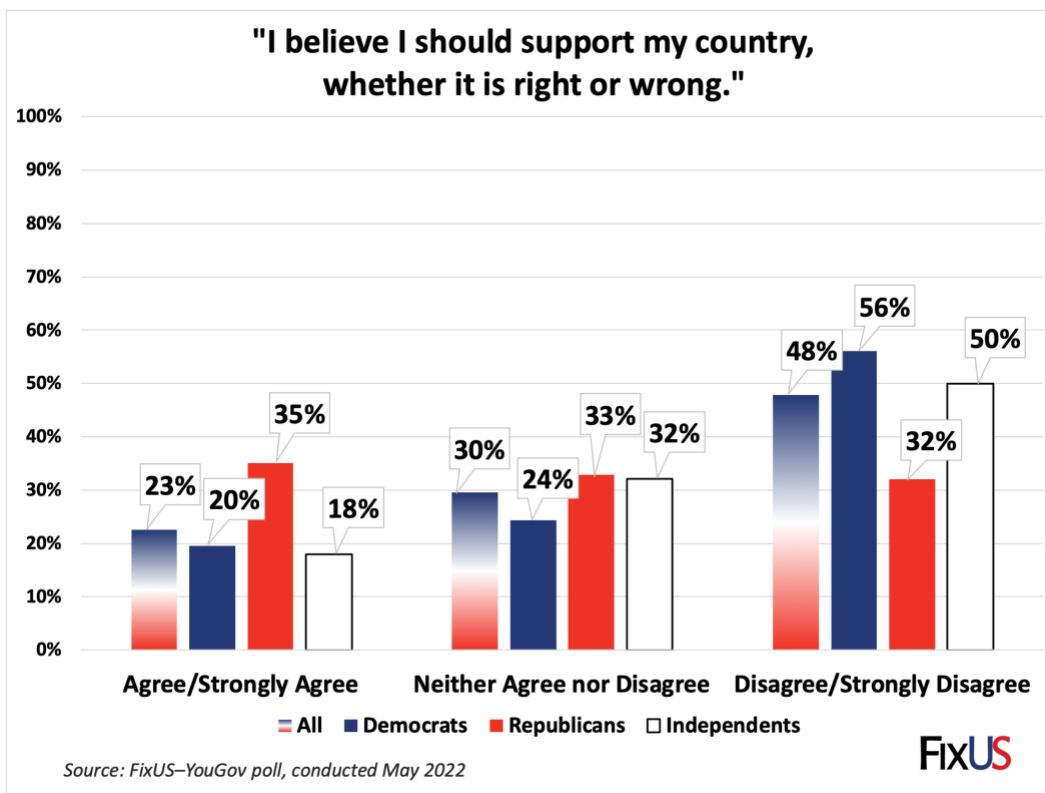
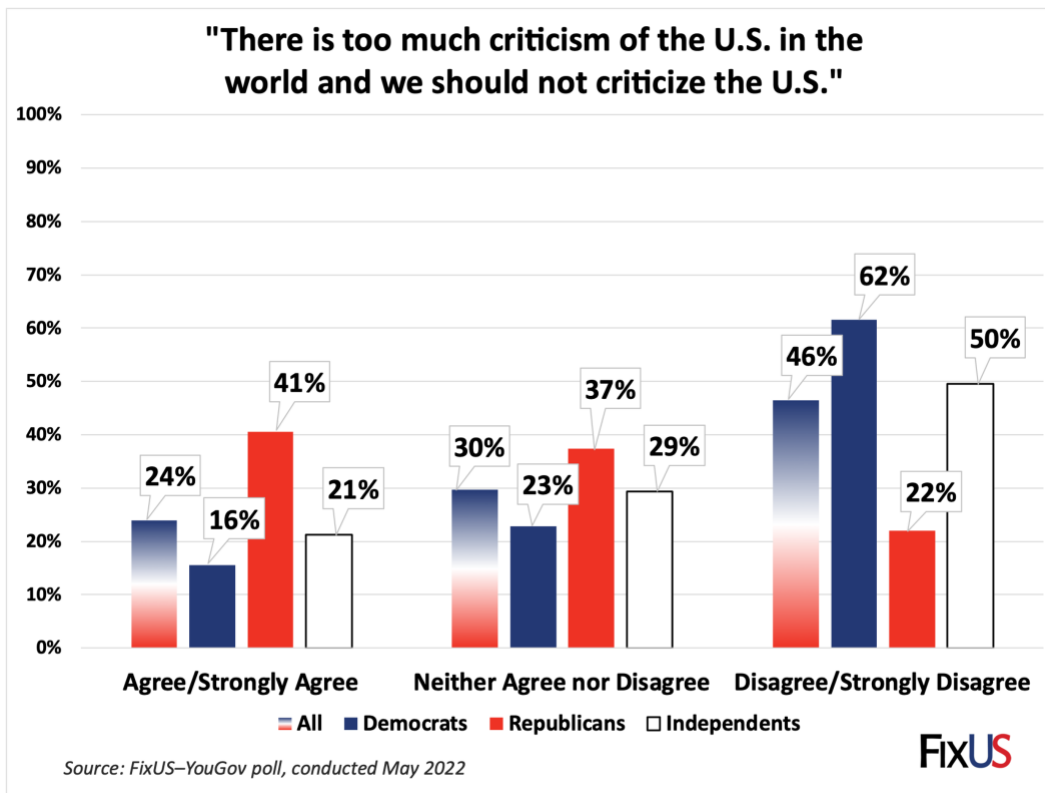


Source: FixUS–YouGov poll, conducted May 2022

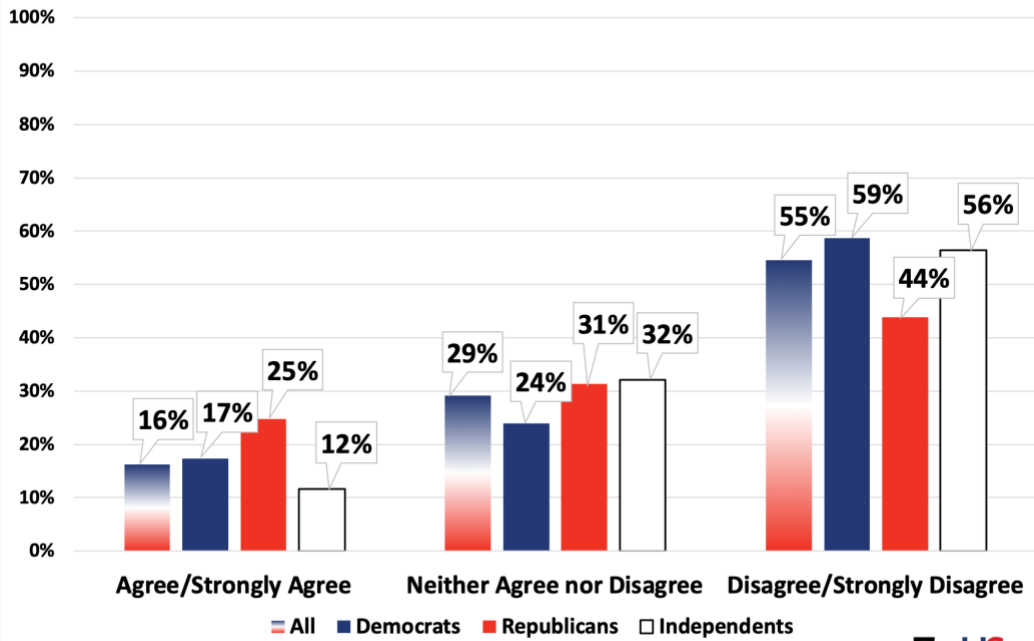
FixUS

FixUS

www.FixUSNow.org | [@FixUSOrg](https://twitter.com/FixUSOrg)



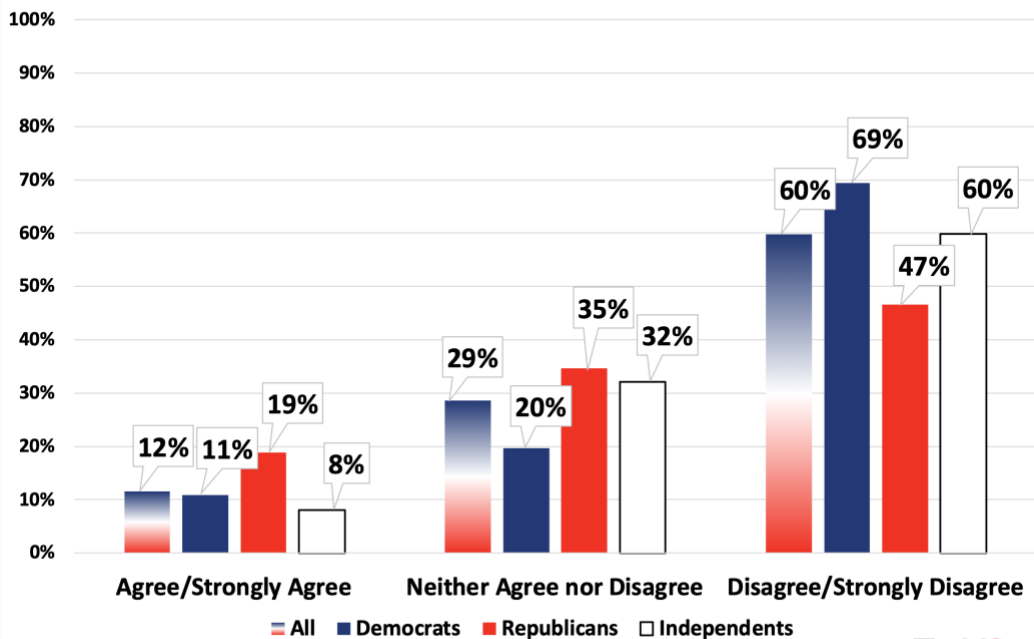
"I believe U.S. policies are almost always morally correct."



Source: FixUS–YouGov poll, conducted May 2022

FixUS

"The United States is virtually always right."



Source: FixUS–YouGov poll, conducted May 2022

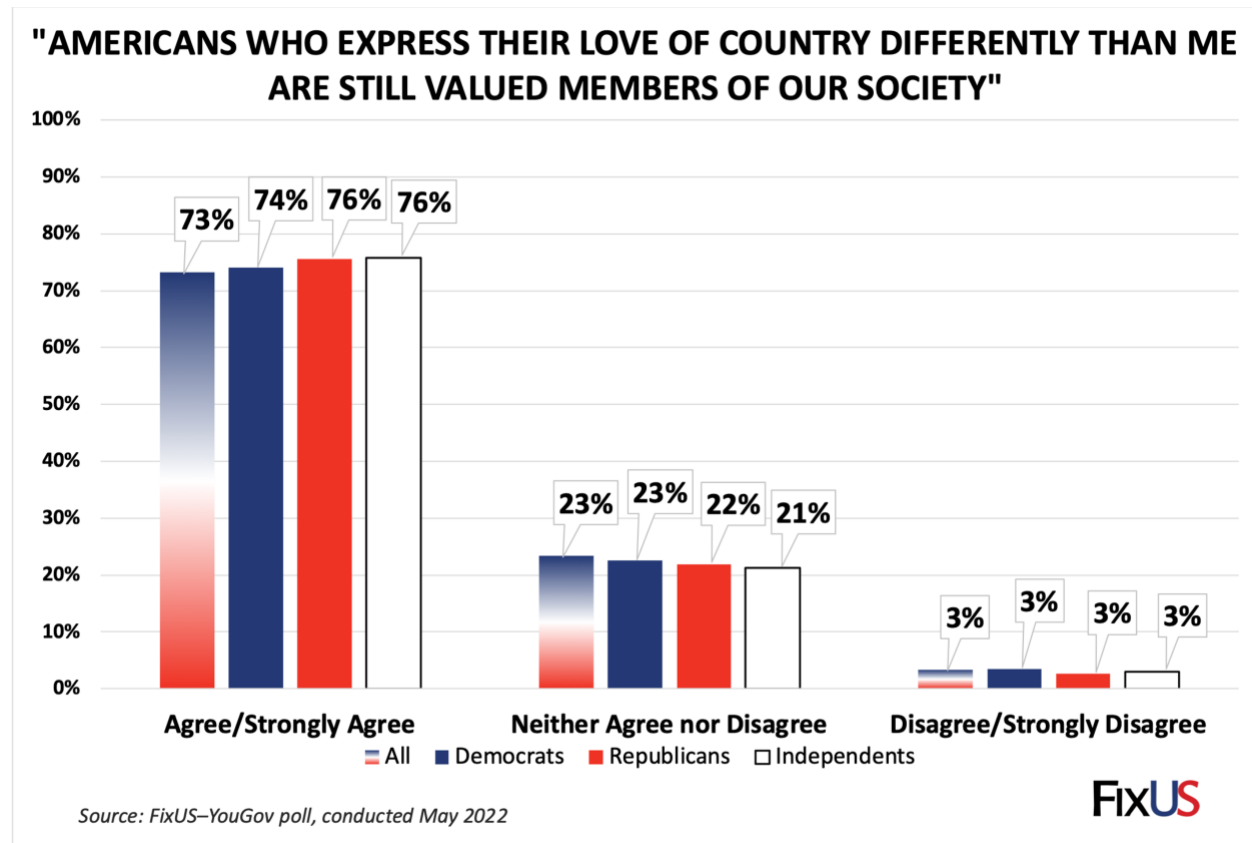
FixUS

FixUS

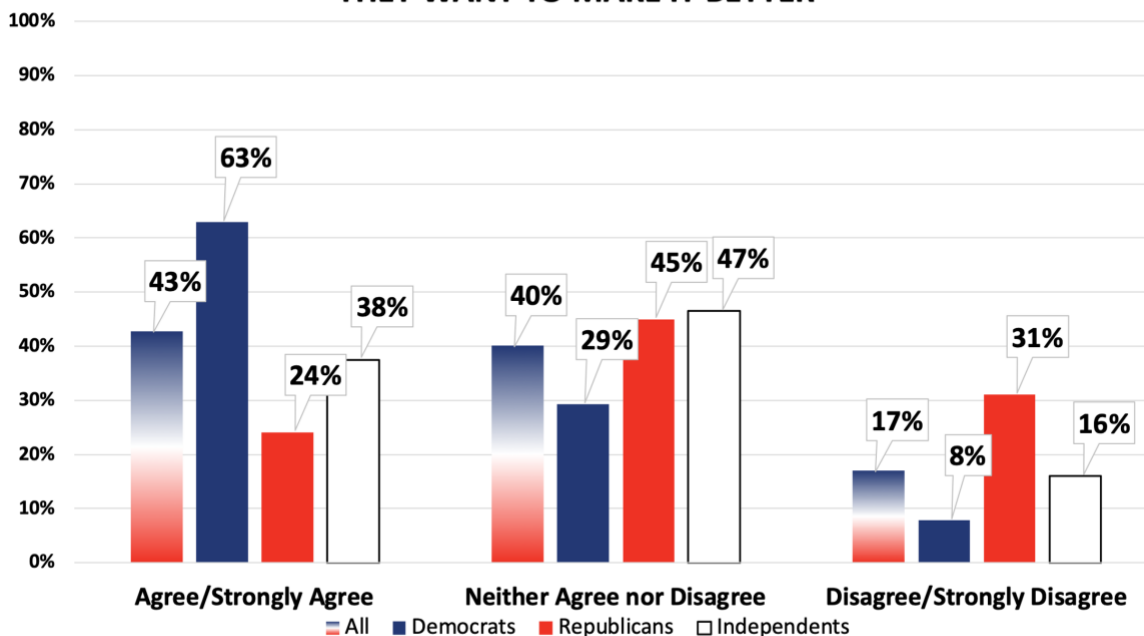
www.FixUSNow.org | [@FixUSOrg](https://twitter.com/FixUSOrg)

Americans Divided Over Intentions of Those Who Protest or Criticize

While 73% agree or strongly agree that “Americans who express their love of country differently than me are still valued members of our society”, only 43% agree or strongly agree that “people who criticize the country do so because they want to make it better”, with only 24% of Republicans and 38% of Independents feeling that way versus 63% of Democrats. Only 43% agree or strongly agree that “for the most part, people who protest and demonstrate against U.S. policy are good, upstanding, people and valued members of our society”, with only 23% of Republicans and 38% of Independents feeling that way versus 65% of Democrats.



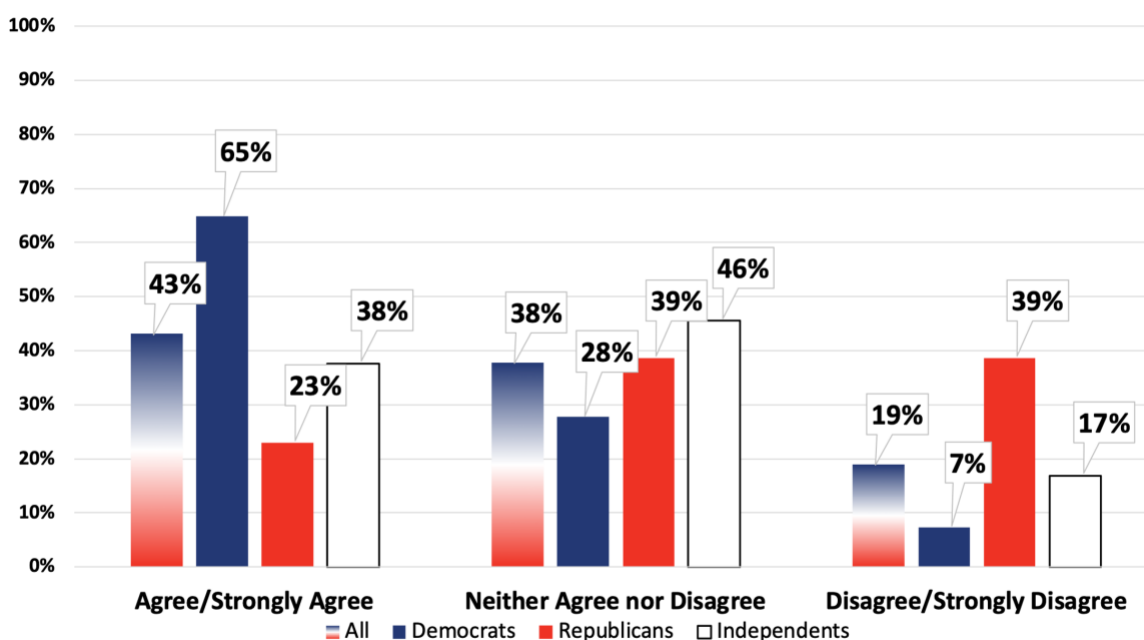
"PEOPLE WHO CRITICIZE THE COUNTRY DO SO BECAUSE THEY WANT TO MAKE IT BETTER"



Source: FixUS-YouGov poll, conducted May 2022

FixUS

"FOR THE MOST PART, PEOPLE WHO PROTEST AND DEMONSTRATE AGAINST U.S. POLICY ARE GOOD, UPSTANDING, PEOPLE AND VALUED MEMBERS OF OUR SOCIETY"



Source: FixUS-YouGov poll, conducted May 2022

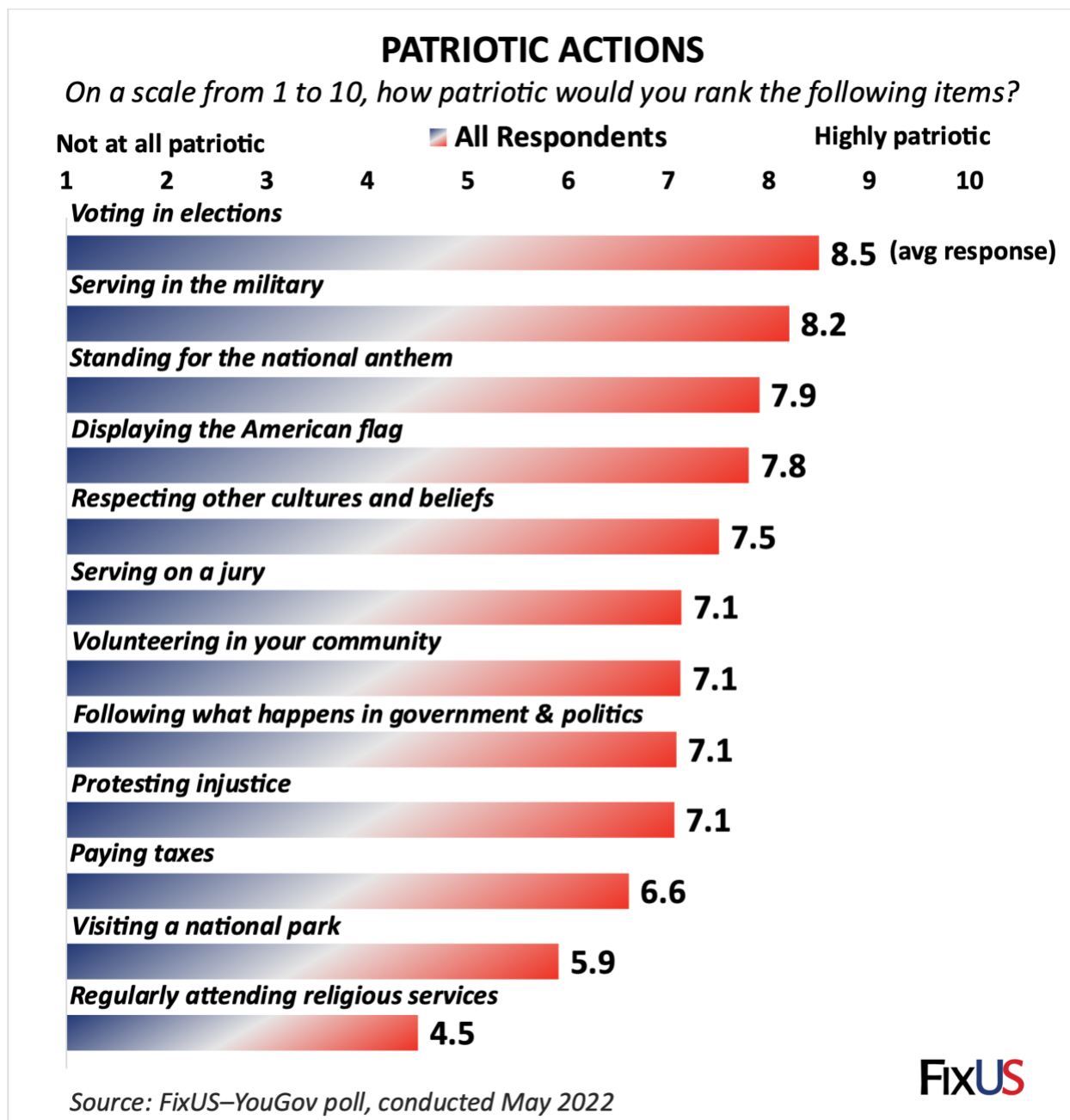
FixUS

FixUS

www.FixUSNow.org | [@FixUSOrg](https://twitter.com/FixUSOrg)

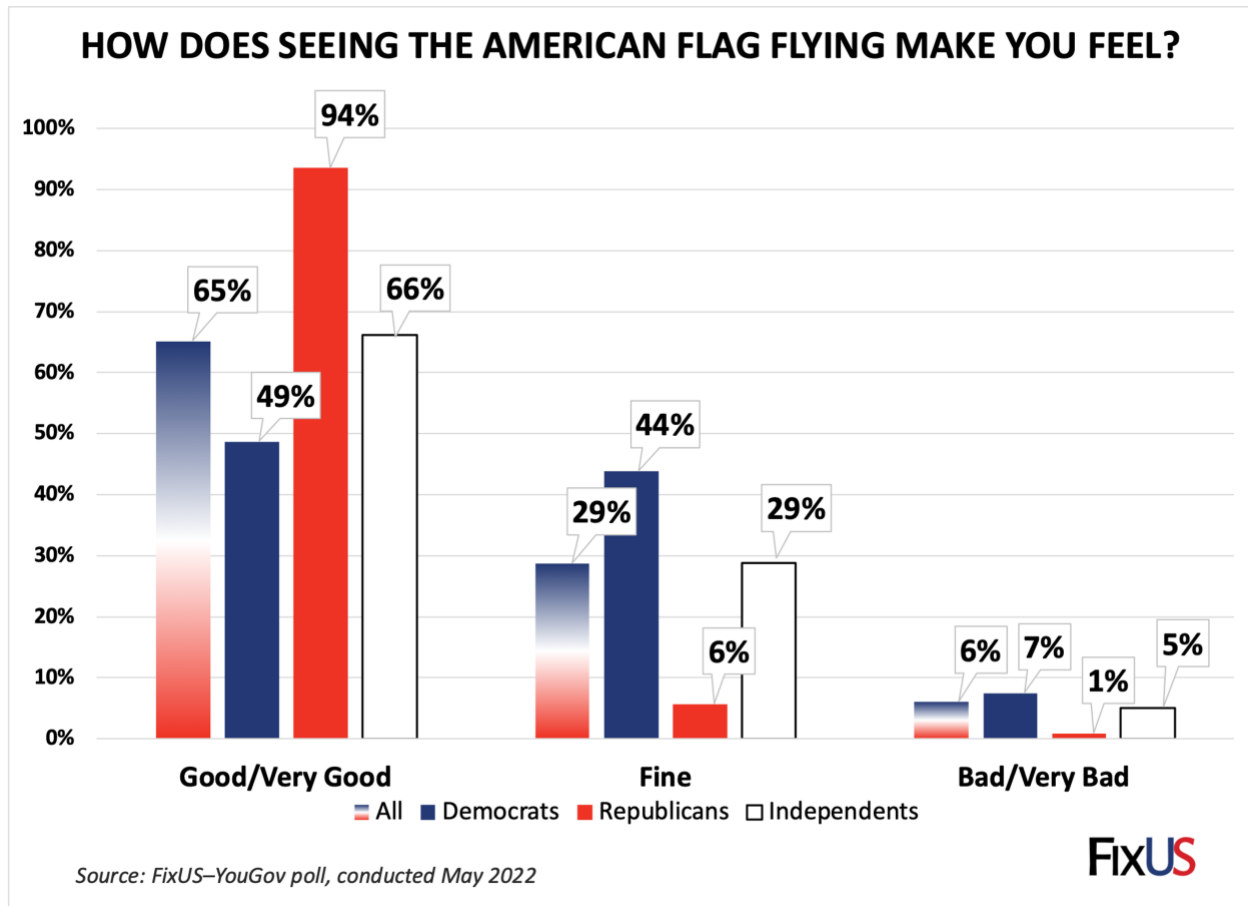
Voting, Serving in the Military, Standing for Anthem Considered Patriotic

Asked on a scale of 1 to 10 how patriotic 12 different actions are, with 10 being “highly patriotic,” voting in elections was rated the highest based on average response (8.5). This was followed by serving in the military (8.2), standing for the national anthem (7.9), displaying the American flag (7.8), and respecting other cultures and beliefs (7.5).

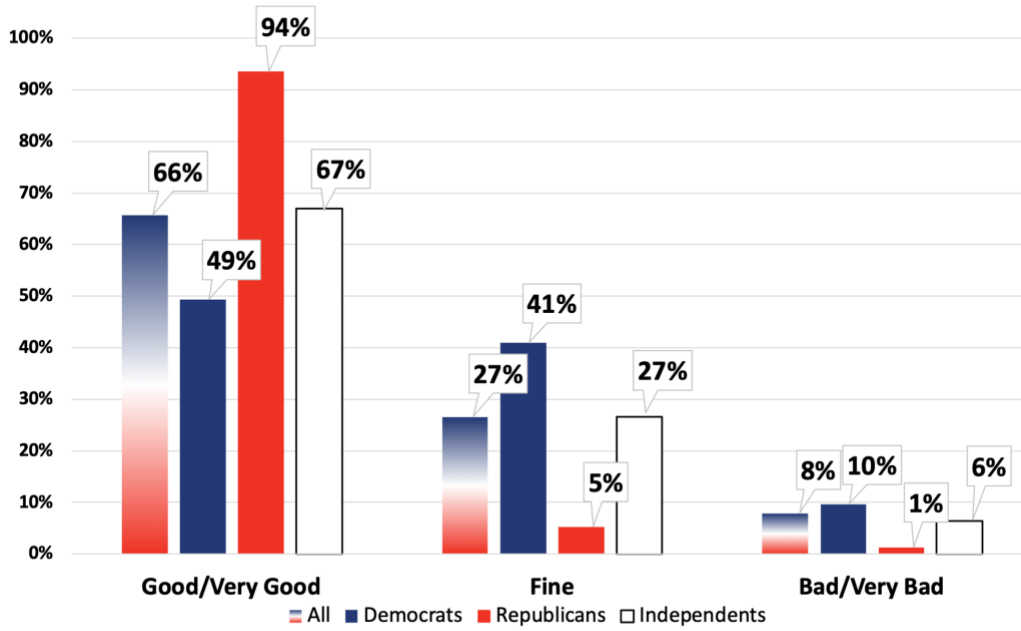


Parties Differ on How American Symbols and Rituals Make One Feel

Asked how good certain symbols and rituals make one feel, 65% said seeing the American flag makes them feel good or very good, with 49% of Democrats versus 94% of Republicans and 66% of Independents. Similar gaps appear with regards to how good hearing the anthem makes one feel, with 66% overall saying makes them feel good or very good, with 49% of Democrats feeling that way versus 94% of Republicans and 67% of Independents. Similar gaps exist with regards to how reciting the pledge of allegiance makes one feel.



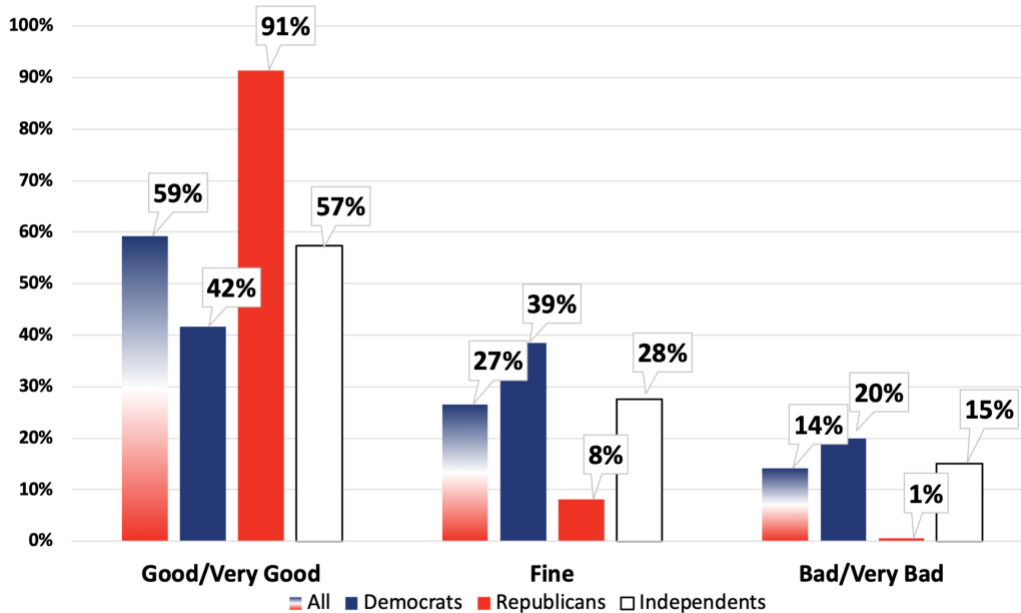
HOW DOES HEARING THE NATIONAL ANTHEM MAKE YOU FEEL?



Source: FixUS–YouGov poll, conducted May 2022

FixUS

HOW DOES RECITING THE PLEDGE OF ALLEGIANCE MAKE YOU FEEL?



Source: FixUS–YouGov poll, conducted May 2022

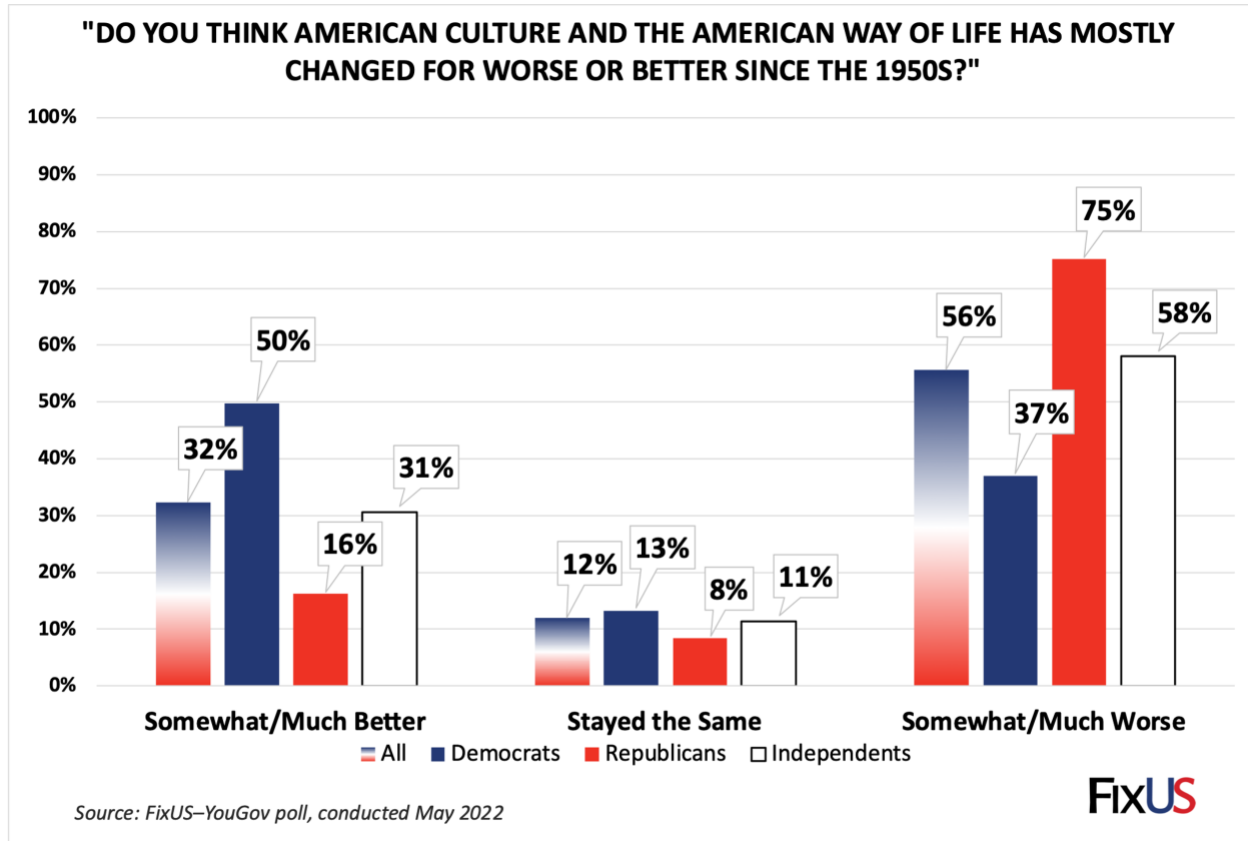
FixUS

FixUS

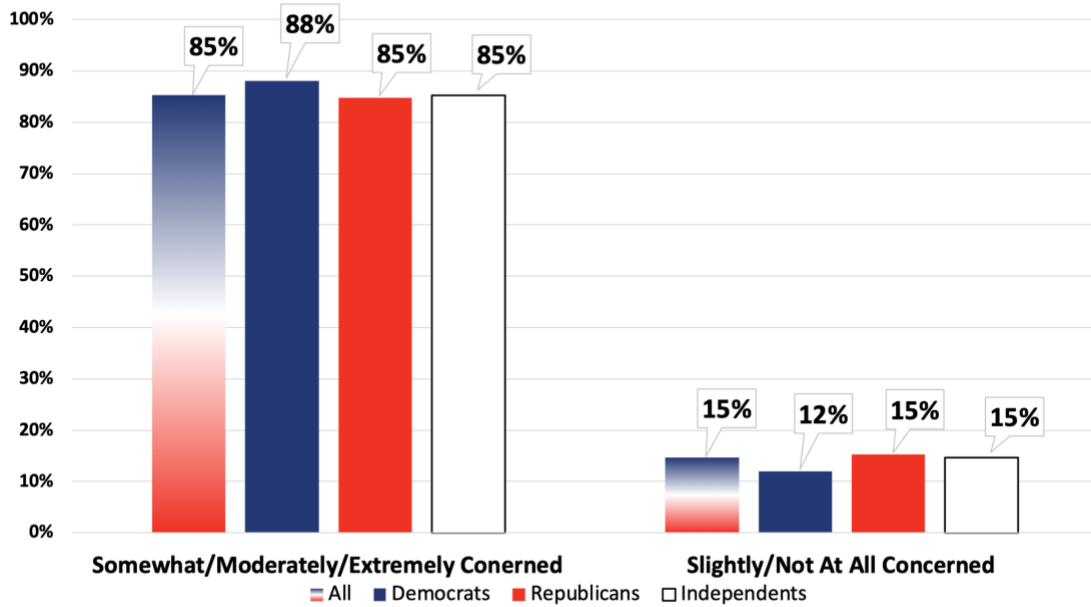
www.FixUSNow.org | [@FixUSOrg](https://twitter.com/FixUSOrg)

Americans Pessimistic on Culture, Polarization and Feeling Heard

Asked if American culture and the American way of life has mostly changed for worse or better since the 1950s, only 32% believe it is much or somewhat better, with 50% of Democrats, 16% of Republicans, and 31% of Independents feeling that way respectively. 85% are concerned about polarization in the country. When asked if they felt “politicians listened to people like them”, 59% said rarely or never, with only 13% of Democrats, 10% of Republicans, and 8% of Independents respectively saying they felt they do a moderate or great deal.



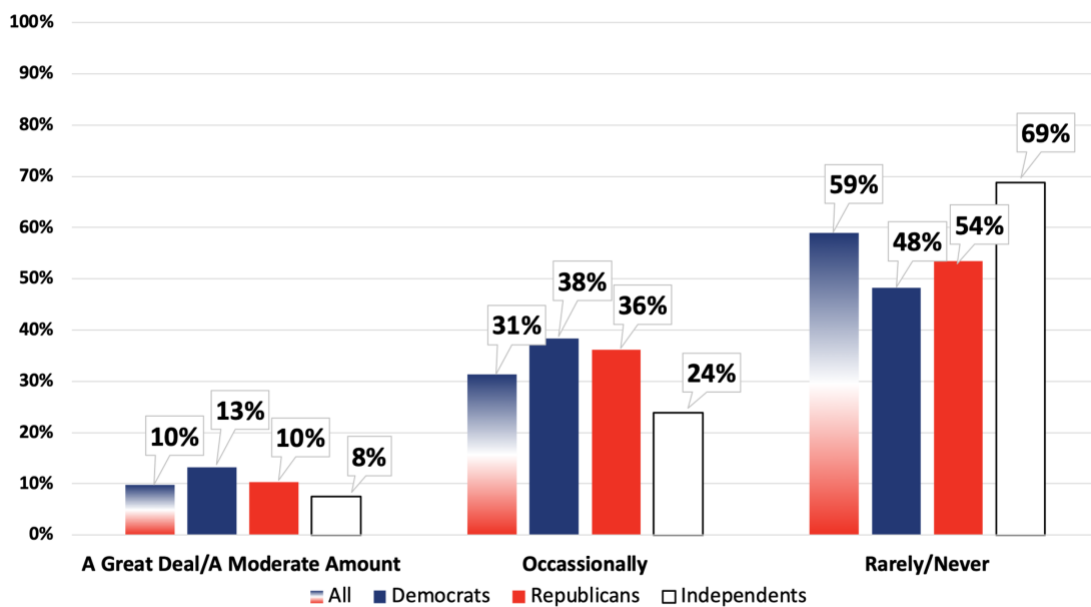
"HOW CONCERNED ARE YOU ABOUT POLARIZATION IN THE COUNTRY?"



Source: FixUS-YouGov poll, conducted May 2022

FixUS

"DO YOU FEEL THAT POLITICIANS LISTEN TO PEOPLE LIKE YOU?"



Source: FixUS-YouGov poll, conducted May 2022

FixUS

FixUS

www.FixUSNow.org | [@FixUSOrg](https://twitter.com/FixUSOrg)

Methodology

YouGov interviewed 2091 respondents online from May 25 to May 31, 2022 who were then matched down to a sample of 2000 to produce the final dataset. The respondents were matched to a sampling frame on gender, age, race, and education. The frame was constructed by stratified sampling from the full 2019 American Community Survey (ACS) 1-year sample with selection within strata by weighted sampling with replacements (using the person weights on the public use file). The matched cases were weighted to the sampling frame using propensity scores. The matched cases and the frame were combined and a logistic regression was estimated for inclusion in the frame. The propensity score function included age, gender, race/ethnicity, years of education, and region. The propensity scores were grouped into deciles of the estimated propensity score in the frame and post-stratified according to these deciles. The weights were then post-stratified on 2016 and 2020 Presidential vote choice, and a four-way stratification of gender, age (4-categories), race (4-categories), and education (4-categories), to produce the final weight. The margin of error for the entire sample is approximately +/- 2.66 percent.

About FixUS

FixUS is a project committed to engaging fellow citizens to better understand and address our nation's growing divisions, dysfunction, and distrust in our political system. Through a number of research projects, public engagement efforts and partnerships, we seek to bring attention and visibility to these issues, build support for necessary changes, and ultimately help to regain a sense of shared aspirations, values, and a belief that there is more that unites us than divides us.

FixUS is housed within the Committee for a Responsible Federal Budget, a nonpartisan, nonprofit organization committed to educating the public on issues with significant fiscal policy impact. While FixUS is separate in mission from the Committee's core fiscal policy work, it was started as it became increasingly clear to the leadership of the Committee that meaningful progress on a range of pressing policy issues will not be possible until the underlying division, dysfunction, and distrust in our politics are remedied.

